



RB48V300

LITHIUM IRON PHOSPHATE BATTERY

ELECTRICAL SPECIFICATIONS

Nominal Voltage	51.2 V
Nominal Capacity	300 Ah
Capacity @ 25A	720 min
Energy	15.36 kWh
Resistance	6 mΩ @ 50% SOC
Efficiency	99%
Self Discharge	<3% per Month
Maximum Modules in Series	1 (Single Use)

DISCHARGE SPECIFICATIONS

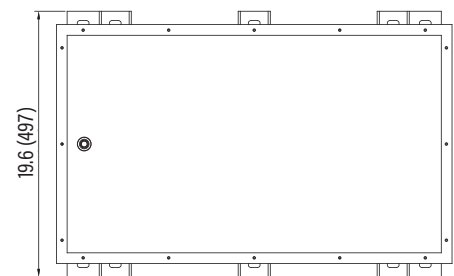
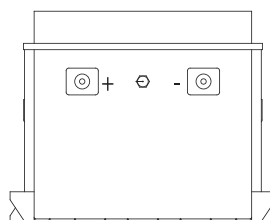
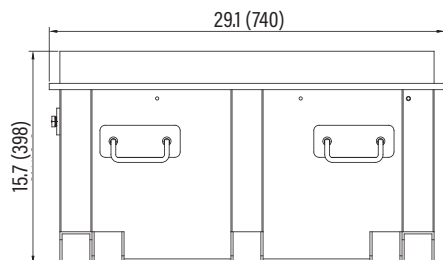
Continuous Discharge Current	200 A
Peak Discharge Current	250 A (4 s ±1 s)
BMS Discharge Current Disconnect	390 A (5 s)
Recommended Low Voltage Disconnect	44 V
BMS Low Voltage Disconnect	40 V (2.5 ±0.1 vpc)
Reconnect Voltage	40.5 V (2.53 ±0.1 vpc)
BMS SOC Disconnect	5%

TEMPERATURE SPECIFICATIONS

Discharge Temperature	-4 to 131 °F (-20 to 55 °C)
Charge Temperature	-4 to 131 °F (-20 to 55 °C)
Storage Temperature	23 to 95 °F (-5 to 35 °C)
BMS High Temperature Disconnect	149 °F (65 °C)
Reconnect Temperature	145 °F (63 °C)
BMS Low Temperature Disconnect	-4 °F (-20 °C)
Reconnect Temperature	-0.4 °F (-18 °C)

*Refer to charge currents below 32°F (0°C)

DIMENSIONAL SPECIFICATIONS



MECHANICAL SPECIFICATIONS

Dimensions (L x W x H)	29.1 x 19.6 x 15.7" 740 x 497 x 398 mm
Weight	388 lbs (176 kg)
Terminal Type	M10 x 1.5
Terminal Torque	110 - 125 in-lbs (12.2 - 14 N-m)
Case Material	Steel Case
Enclosure Protection	IP56
Cell Type - Chemistry	Cylindrical - LiFePO ₄

CHARGE SPECIFICATIONS

Recommended Charge Current	≤100 A
Recommended Maximum Charge Current	200 A
BMS Charge Current Disconnect	300 A
Charge Current 14 to 32 °F (-10 to 0 °C)	≤0.1 C
Charge Current -4 to 14 °F (-20 to -10 °C)	≤0.05 C
Recommended Charge Voltage	56.0 V - 58.4 V
BMS Charge Voltage Cut-Off	60.8 V (3.9 vpc)
Reconnect Voltage	60.3 V (3.87 vpc)

COMPLIANCE SPECIFICATIONS

Certifications	CE (battery) UL1642 & IEC62133 (cells)
Shipping Classification	UN 3480, CLASS 9





RB48V300

PERFORMANCE CHARACTERISTICS

